

# CQ5 overview for developers

**Bertrand Delacrétaz**



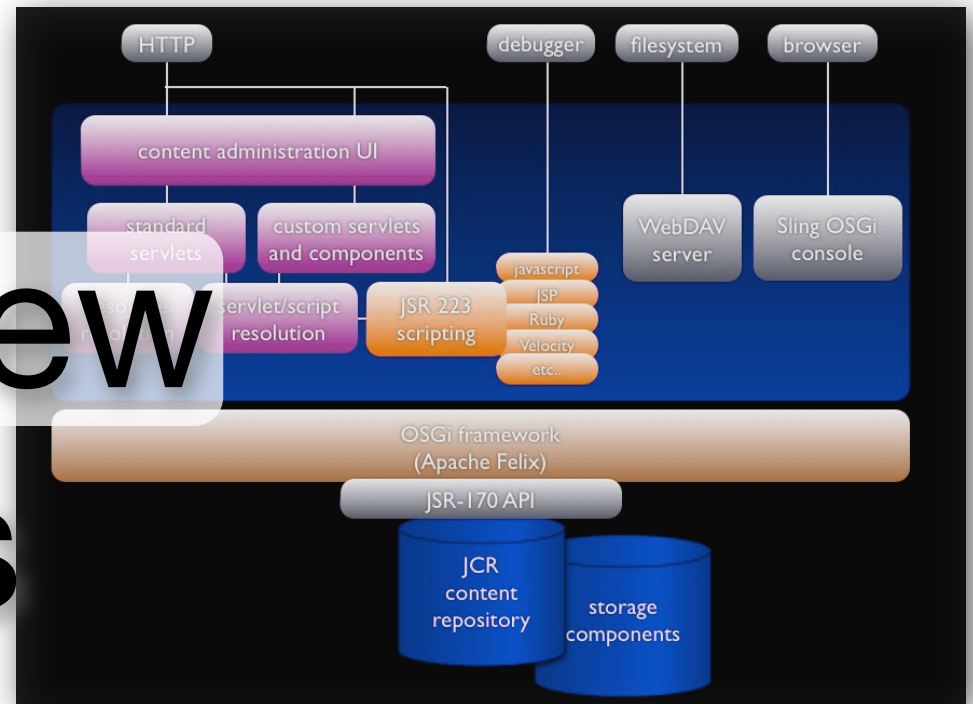
Senior Developer, CQ5 R&D team, Adobe Basel

Apache Software Foundation Member and (current) Director

@bdelacretaz - <http://grep.codeconsult.ch>

Lausanne, May 2013

slides revision: 2013-05-30



# What

is cq5?

content management system

no database? No SQL?

digital assets

JCR repository

everything is content

fun to use

OSGi applications framework

Marketing dept. loves IT dept.?

Core of Adobe Experience Manager (CQ5 + Scene7)

**CQ5 AND SLING  
OVERVIEW**

# cq5: welcome



Search

Welcome, Administrator. ([sign out](#))



## Websites

Create and manage multiple websites.



## Digital Assets

Organize your various digital assets.



## Communities

Create and manage your social communities.



## Campaigns

Manage your marketing campaigns.



## Inbox

Manage your inbox items.



## Users

Manage your users and groups.



## Tools

Maintain and configure your system.



## Tagging

Organize your tags and their namespaces.

Adobe CQ, Version 5.6.0.20130125 | [License Information](#)  
© 1997-2013 Adobe Systems Incorporated. All Rights Reserved.

## Cloud Services

Connect to Adobe Marketing Cloud

## Workflows

Model and manage workflows

## Task Management

Manage tasks

## Replication

Create and manage multiple websites.

## Reports

Create and monitor custom reports

## Publications

Create digital publications

## Manuscripts

Author and edit manuscripts for CQ Media.

## Documentation

View the Web Experience Manager

## Developer Resources

Developer resources and download

## CRXDE Lite

Develop applications with a web-b

## CRXDE Lite

Develop applications with a web-based IDE

## Packages

Package and share applications

## Package Share

Download applications from Adobe and the community

## Clustering

Manage clustered deployments

## Backup

Carry out backup tasks

## OSGi Console

Configure and manage the application platform

## OSGi Console Status Dump

Download Configuration Status from OSGi Console

# cq5: content tree

The screenshot shows the CQ5 WCM interface. The top bar is green and contains the CQ5 WCM logo and several icons. Below the bar is a 'Websites' section with a search box. The main area is divided into two panes. The left pane shows a content tree with the following structure:

- Websites
  - Catalog Blueprints
  - Campaigns
  - Assets
  - Geometrix Demo Site
  - Geometrix Mobile Demo Site
    - English
      - Products
      - Services
      - Company
        - Press Center
        - Events
        - Support
        - Legal statement
        - Privacy policy
      - News
      - Mobile Trader
  - Geometrix Media
  - Geometrix Outdoors Site
  - Geometrix Outdoors Mobile Site

The right pane shows a table with the following data:

	Title	Name	Published
1	Press Center	press_center	
2	Events	events	
3	Support	support	
4	Legal statement	legal	
5	Privacy policy	privacy	

The screenshot shows the CRXDE Lite interface. The top bar is blue and contains the CRXDE Lite logo and several icons. Below the bar is a 'Home' section with a search bar. The main area is divided into two panes. The left pane shows a file system tree with the following structure:

- /
- bin
- rep:repoPolicy
- rep:policy
- jcr:system
- var
- libs
- etc
- apps
- home
- tmp
- content
  - catalogs
  - campaigns
  - dam
  - launches
  - usergenerated
  - rep:policy
  - mac
  - geometrix
  - geometrix\_mobile
  - geometrix-media
  - publications
  - geometrix-outdoors
  - geometrix-outdoors-mobile

The right pane shows the CRXDE Lite logo and a search bar with the text 'Enter search term to search the repository'.

# cq5: page editing

The image displays the Adobe CQ5 mobile editing interface. At the top, a row of mobile devices is shown, with "iPhone 3GS" labeled below them. The main preview area shows a mobile browser view of a website for "Geometrixx" with the tagline "CREATING SHAPES FOR CENTURIES". The page content includes a search bar, a list of events: "DSC Berlin", "ShapeCon Las Vegas", and "TechSummit", and a section with geometric diagrams. The status bar at the top of the mobile view shows "Carrier", signal strength, Wi-Fi, and the time "5:35 PM".

On the left, a content sidebar lists several assets:

- mountain-bik...
- gadgets.jpg
- Brazzaville ...
- Abidjan Red.jpg

On the right, a "CQ5" panel is open, showing a "Mobile" section with the following options:

- Mobile Image
- Mobile List
- Mobile Reference
- Mobile Text & Image

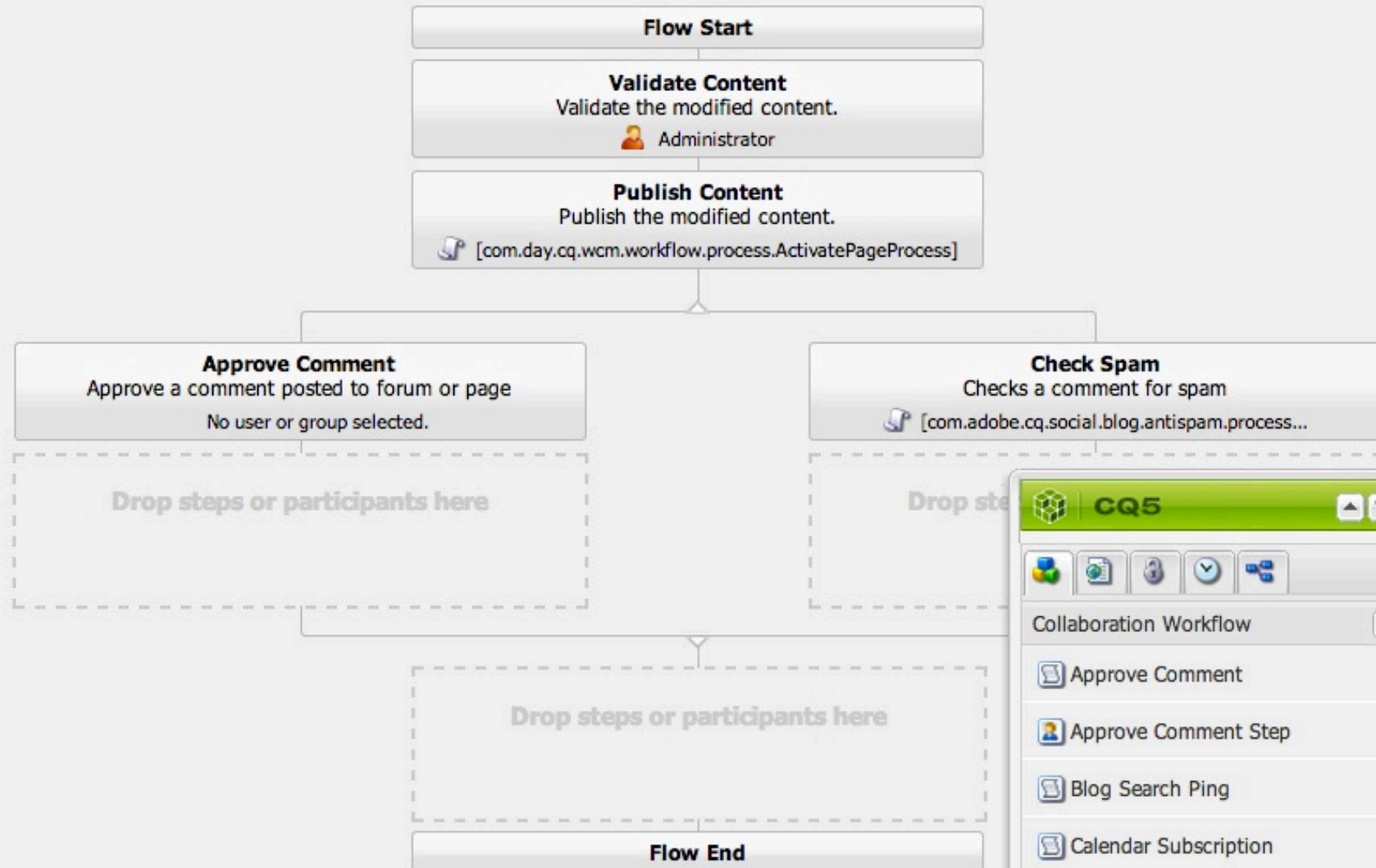
The interface includes various toolbars with icons for navigation, editing, and content management.

# cq5: visual workflow

## Publish Example

*This example shows a simple review and publish process.*

Workflow Save



**CQ5**

Collaboration Workflow

- Approve Comment
- Approve Comment Step
- Blog Search Ping
- Calendar Subscription

# cq5: and much more...

The image displays a collage of Adobe CQ5 application interfaces:

- CQ5 DAM:** Shows a file browser for digital assets. The left sidebar lists folders like Geometrixx, Geometrixx Media, and Articles. The main area shows a table of assets:

	Name	Published
1	2012	
2	ai.jpeg	
3	andrew-novokov...	
4	bored.jpeg	
	DI_trailer.jpg	

- CQ5 Tagging:** Shows a list of tags and a table of tag instances:

Title	Name
1	Asset Properties
2	Facebook
3	Forum
4	Geometrixx Media

- CQ5 MCM:** Shows a dashboard with sections for Leads, Lists, and Campaigns.
- CQ5 WCM:** Shows a user-generated content structure with a 'content' folder containing sub-folders for 'geometrixx', 'geometrixx-media', and 'geometrixx-outdoors'. Below it is a table of content items:

	Context	Content
1	Is the platonic s...	A friend of min
2	Is the platonic s...	I don't know. P
3	Is the platonic s...	I have heard, t
4	Is the platonic s...	Is there any rea
5	Is the platonic s...	My collector's e
6	Is the platonic s...	Sorry, the plat

- Tools:** A vertical list of tool categories including MSM Control Center, Client Context Configurations, Cloud Services Configurations, Commerce, DAM, Dashboards, Designs, Custom Documentation, Form Submissions, Importers, Background Jobs, External Linkchecker, Mobile, MSM, Notification, Packages, Replication, Reports, Scaffolding, and Security.
- Cloud Services Configurations:** A list of integrations such as Adobe Creative Cloud, Adobe Digital Publishing Suite, ExactTarget, Facebook Connect, Generic Analytics Snippet, Cloud Proxy Configuration, Salesforce, Adobe Scene7, Adobe Search&Promote, Adobe SiteCatalyst, Adobe TagManager, Adobe Test&Target, and Twitter Connect.

# cq5: zero-install IDE

The screenshot displays the Day GRXDE Lite IDE interface. The top menu bar includes options like Save All, Create, Delete, Copy, Paste, Move, Rename, Mixins, Team, and Tools. The user is logged in as 'admin'. The left sidebar shows a file tree with folders like 'jcr:system', 'libs', 'apps', and 'geometrixx'. The main editor window shows the 'head.jsp' file with the following content:

```
1 <!--
2 Copyright 1997-2009 Day Management AG
3 Barfuesserplatz 6, 4001 Basel, Switzerland
4 All Rights Reserved.
5
6 This software is the confidential and proprietary information of
7 Day Management AG, ("Confidential Information"). You shall not
8 disclose such Confidential Information and shall use it only in
9 accordance with the terms of the license agreement you entered into
10 with Day.
11
12 =====
13
14 Geometrixx DAM Asset Share Head Script
15
16 Draws the HTML head with some default content:
17 - initialization of the WCM
18 - includes the current design CSS
19 - sets the HTML title
20
21 =====
22
23 --><@include file="/libs/foundation/global.jsp" %><@
24 %><@ page import="com.day.cq.commons.Doctype" %><@
25 String xs = Doctype.isXHTML(request) ? "/" : "";
26 %><head>
27 <meta http-equiv="content-type" content="text/html; charset=UTF-8"<@xs%>>
28 <meta http-equiv="keywords" content="<@ WCMUtils.getKeywords(currentPage) %>"<@xs%>>
29 <@cq:include script="init.jsp"/>
30 <@ currentDesign.writeCssIncludes(pageContext); %>
31 <link href="/etc/designs/geometrixx/ui.widgets.css" rel="stylesheet" type="text/css">
32 <link href="/etc/designs/geometrixx/ui.widgets.css" rel="stylesheet" type="text/css">
```

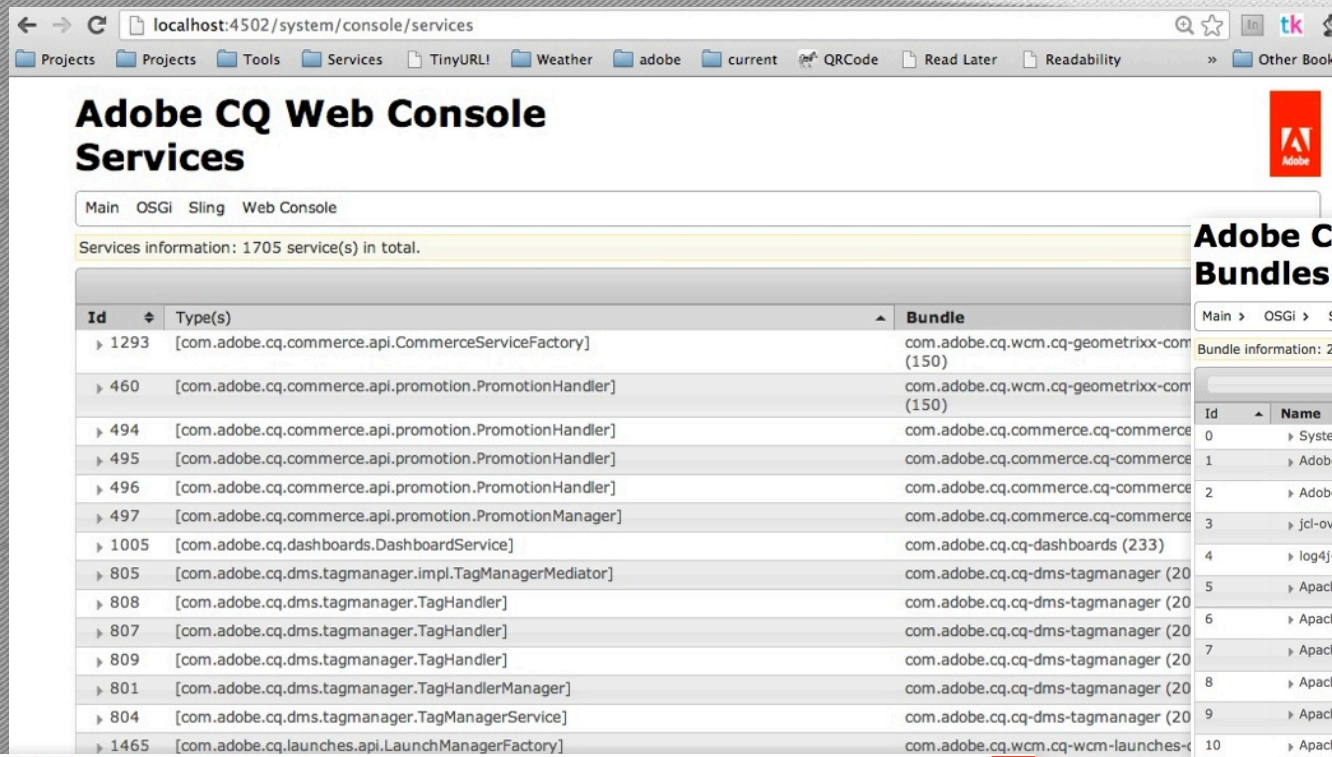
Below the code editor, the 'Properties' tab is active, showing a table with the following data:

Name	Type	Value	Protected	Mandatory	Multiple	Auto Created
1 jcr:created	Date	2010-02-04T09:16:58.344+01:00	true	false	false	true
1 jcr:createdBy	String	system	true	false	false	true
3 jcr:primaryType	Name	nt:file	true	true	false	true

At the bottom, there is a form with fields for Name, Type (String), and Value, along with 'Multi', 'Add', and 'Clear' buttons.



# cq5: powered by OSGi



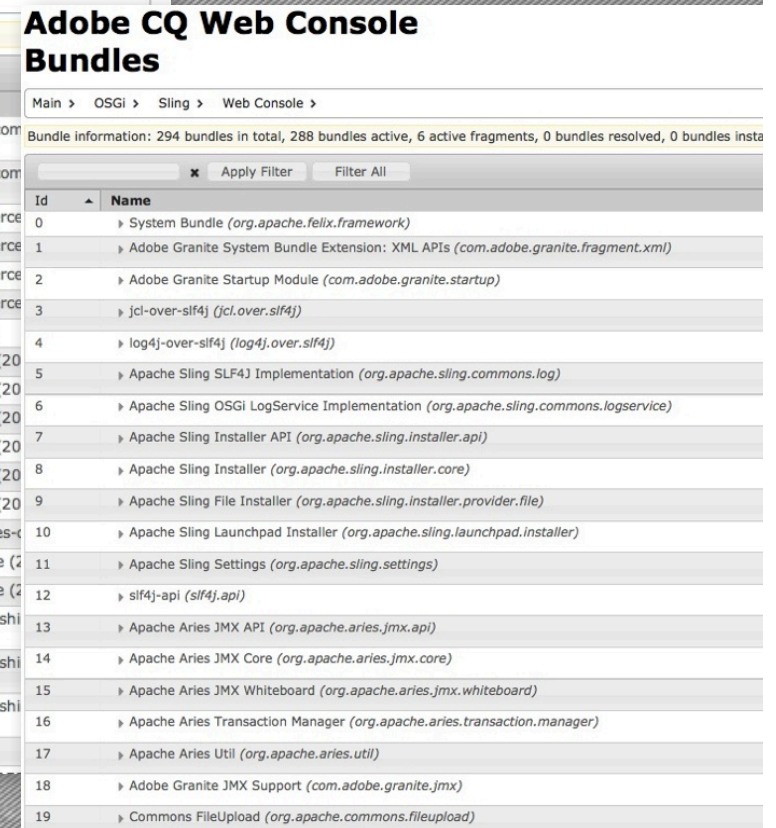
localhost:4502/system/console/services

## Adobe CQ Web Console Services

Main OSGi Sling Web Console

Services information: 1705 service(s) in total.

Id	Type(s)	Bundle
▶ 1293	[com.adobe.cq.commerce.api.CommerceServiceFactory]	com.adobe.cq.wcm.cq-geometrixx-com (150)
▶ 460	[com.adobe.cq.commerce.api.promotion.PromotionHandler]	com.adobe.cq.wcm.cq-geometrixx-com (150)
▶ 494	[com.adobe.cq.commerce.api.promotion.PromotionHandler]	com.adobe.cq.commerce.cq-commerce
▶ 495	[com.adobe.cq.commerce.api.promotion.PromotionHandler]	com.adobe.cq.commerce.cq-commerce
▶ 496	[com.adobe.cq.commerce.api.promotion.PromotionHandler]	com.adobe.cq.commerce.cq-commerce
▶ 497	[com.adobe.cq.commerce.api.promotion.PromotionManager]	com.adobe.cq.commerce.cq-commerce
▶ 1005	[com.adobe.cq.dashboards.DashboardService]	com.adobe.cq.cq-dashboards (233)
▶ 805	[com.adobe.cq.dms.tagmanager.impl.TagManagerMediator]	com.adobe.cq.cq-dms-tagmanager (20)
▶ 808	[com.adobe.cq.dms.tagmanager.TagHandler]	com.adobe.cq.cq-dms-tagmanager (20)
▶ 807	[com.adobe.cq.dms.tagmanager.TagHandler]	com.adobe.cq.cq-dms-tagmanager (20)
▶ 809	[com.adobe.cq.dms.tagmanager.TagHandler]	com.adobe.cq.cq-dms-tagmanager (20)
▶ 801	[com.adobe.cq.dms.tagmanager.TagHandlerManager]	com.adobe.cq.cq-dms-tagmanager (20)
▶ 804	[com.adobe.cq.dms.tagmanager.TagManagerService]	com.adobe.cq.cq-dms-tagmanager (20)
▶ 1465	[com.adobe.cq.launches.api.LaunchManagerFactory]	com.adobe.cq.wcm.cq-wcm-launches-c



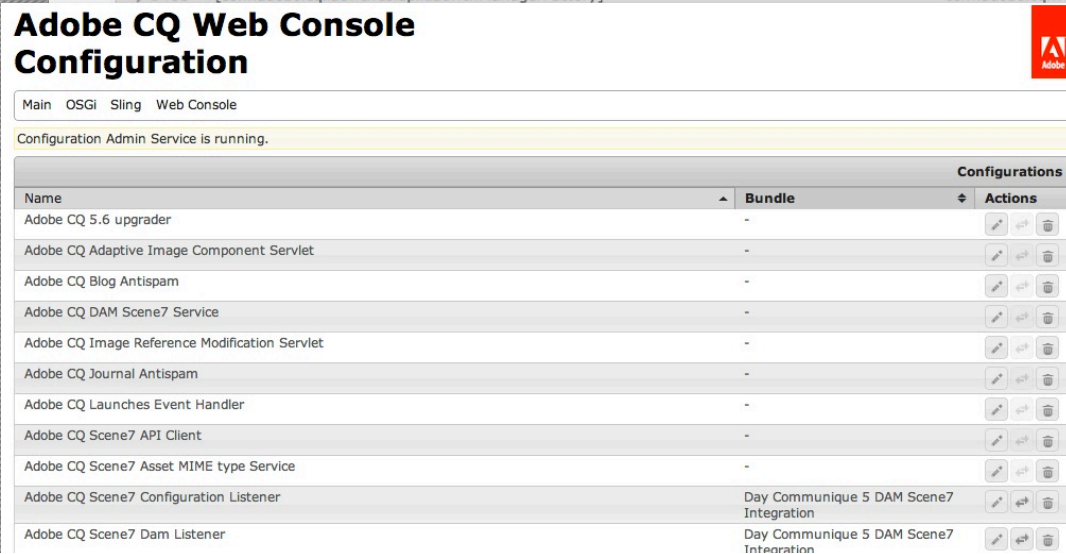
## Adobe CQ Web Console Bundles

Main OSGi Sling Web Console

Bundle information: 294 bundles in total, 288 bundles active, 6 active fragments, 0 bundles resolved, 0 bundles insta

Apply Filter Filter All

Id	Name
0	▶ System Bundle ( <i>org.apache.felix.framework</i> )
1	▶ Adobe Granite System Bundle Extension: XML APIs ( <i>com.adobe.granite.fragment.xml</i> )
2	▶ Adobe Granite Startup Module ( <i>com.adobe.granite.startup</i> )
3	▶ jcl-over-slf4j ( <i>jcl.over.slf4j</i> )
4	▶ log4j-over-slf4j ( <i>log4j.over.slf4j</i> )
5	▶ Apache Sling SLF4J Implementation ( <i>org.apache.sling.commons.log</i> )
6	▶ Apache Sling OSGi LogService Implementation ( <i>org.apache.sling.commons.logservice</i> )
7	▶ Apache Sling Installer API ( <i>org.apache.sling.installer.api</i> )
8	▶ Apache Sling Installer ( <i>org.apache.sling.installer.core</i> )
9	▶ Apache Sling File Installer ( <i>org.apache.sling.installer.provider.file</i> )
10	▶ Apache Sling Launchpad Installer ( <i>org.apache.sling.launchpad.installer</i> )
11	▶ Apache Sling Settings ( <i>org.apache.sling.settings</i> )
12	▶ slf4j-api ( <i>slf4j.api</i> )
13	▶ Apache Aries JMX API ( <i>org.apache.aries.jmx.api</i> )
14	▶ Apache Aries JMX Core ( <i>org.apache.aries.jmx.core</i> )
15	▶ Apache Aries JMX Whiteboard ( <i>org.apache.aries.jmx.whiteboard</i> )
16	▶ Apache Aries Transaction Manager ( <i>org.apache.aries.transaction.manager</i> )
17	▶ Apache Aries Util ( <i>org.apache.aries.util</i> )
18	▶ Adobe Granite JMX Support ( <i>com.adobe.granite.jmx</i> )
19	▶ Commons FileUpload ( <i>org.apache.commons.fileupload</i> )



## Adobe CQ Web Console Configuration

Main OSGi Sling Web Console

Configuration Admin Service is running.

Name	Bundle	Actions
Adobe CQ 5.6 upgrader	-	[edit] [refresh] [delete]
Adobe CQ Adaptive Image Component Servlet	-	[edit] [refresh] [delete]
Adobe CQ Blog Antispam	-	[edit] [refresh] [delete]
Adobe CQ DAM Scene7 Service	-	[edit] [refresh] [delete]
Adobe CQ Image Reference Modification Servlet	-	[edit] [refresh] [delete]
Adobe CQ Journal Antispam	-	[edit] [refresh] [delete]
Adobe CQ Launches Event Handler	-	[edit] [refresh] [delete]
Adobe CQ Scene7 API Client	-	[edit] [refresh] [delete]
Adobe CQ Scene7 Asset MIME type Service	-	[edit] [refresh] [delete]
Adobe CQ Scene7 Configuration Listener	Day Communique 5 DAM Scene7 Integration	[edit] [refresh] [delete]
Adobe CQ Scene7 Dam Listener	Day Communique 5 DAM Scene7 Integration	[edit] [refresh] [delete]

# cq5: you're not alone



## Nu Skin Enterprises

Nu Skin adopte la solution Adobe Web Experience Management pour accélérer la diffusion de contenu percutant destiné à ses clients sur plus d'une cinquantaine de sites web à travers le monde.

[Lire l'article](#) PDF



## Hyatt

Hyatt déploie de riches expériences personnalisées en ligne et sur terminaux mobiles pour les voyageurs du monde entier en faisant appel aux solutions Adobe.

[Lire l'article](#) PDF



## Slate Group

Slate.com rationalise et optimise la diffusion de son contenu sur toute une gamme de canaux en ligne grâce à Adobe® Marketing Cloud, notamment Adobe Experience Manager et Adobe Analytics.

[Lire l'article](#) PDF



## Bibliothèques de Penn State University

Les Bibliothèques de Penn State University utilisent la solution Adobe WEM pour optimiser l'expérience en ligne de chaque utilisateur.



## Comcast

Comcast, client Adobe, se sert de données analytiques pour repérer les sections qui posent un problème sur son site. Découvrez les six règles adoptées par cette entreprise pour convertir le trafic sur son site web.

[Lire l'article](#)



## NBC Universal

Ce géant du divertissement fait appel à Adobe Digital Marketing Suite pour mieux connaître les comportements de son public sur les médias sociaux.

[Lire l'article](#)



## Premier Inn

Premier Inn accélère la diffusion de promotions marketing et réduit l'utilisation de ressources de développement extérieures avec Adobe Digital Marketing Suite.



## Simon Fraser University

Cette université canadienne de renom utilise Adobe Digital Marketing Suite pour Web Experience Management afin d'améliorer sa réputation et son recrutement sur le web par le biais d'expériences en lignes à la fois uniformes et séduisantes.



## Observatoire européen austral (ESO)

L'observatoire astronomique fait appel à Adobe Digital Marketing Suite pour Web Experience Management pour permettre à davantage d'employés de diffuser de sensationnelles images et données d'observation via le web.



## The University of Oklahoma

Cette prestigieuse université utilise Adobe Digital Marketing Suite pour Web Experience Management afin de déployer efficacement du contenu au sein de l'établissement et d'offrir une expérience en ligne homogène.



## Prénatal

Ce site en ligne pour mamans et futures utilise Adobe Digital Marketing Suite pour Web Experience Management afin d'améliorer son offre commerciale et mieux commercialiser son



## Ryerson University

Ryerson University a simplifié la création et la maintenance de son site web tout en mettant en place de nouvelles communautés sociales et



## Office de tourisme de Singapour

Cette agence de développement économique fait appel à Adobe Digital Marketing Suite pour créer des



## Scottrade

Cette société d'investissement en ligne de premier plan enregistre une hausse de 20 % des conversions réalisées au niveau de sa page d'accueil et



## Boehringer Ingelheim

Ce laboratoire pharmaceutique de dimension internationale utilise les solutions Adobe pour déployer ses sites web dans 26 pays, ainsi que son intranet mondial à partir d'une plate-forme unique.

[Read the story](#) PDF



## Bonnier

Bonnier lance quatre quotidiens numériques pour l'iPad grâce à l'édition Enterprise d'Adobe Digital Publishing Suite.



## Metra

Cet opérateur ferroviaire de trains de banlieue utilise les solutions Adobe pour fournir aux voyageurs des informations actualisées, en ligne et sur mobiles.

[Lire l'article](#) PDF



## Groupe UniCredit

Adobe Digital Marketing Suite permet à UniCredit ses acquisitions en 60 % et de réduire

# HOW

does cq5 work?

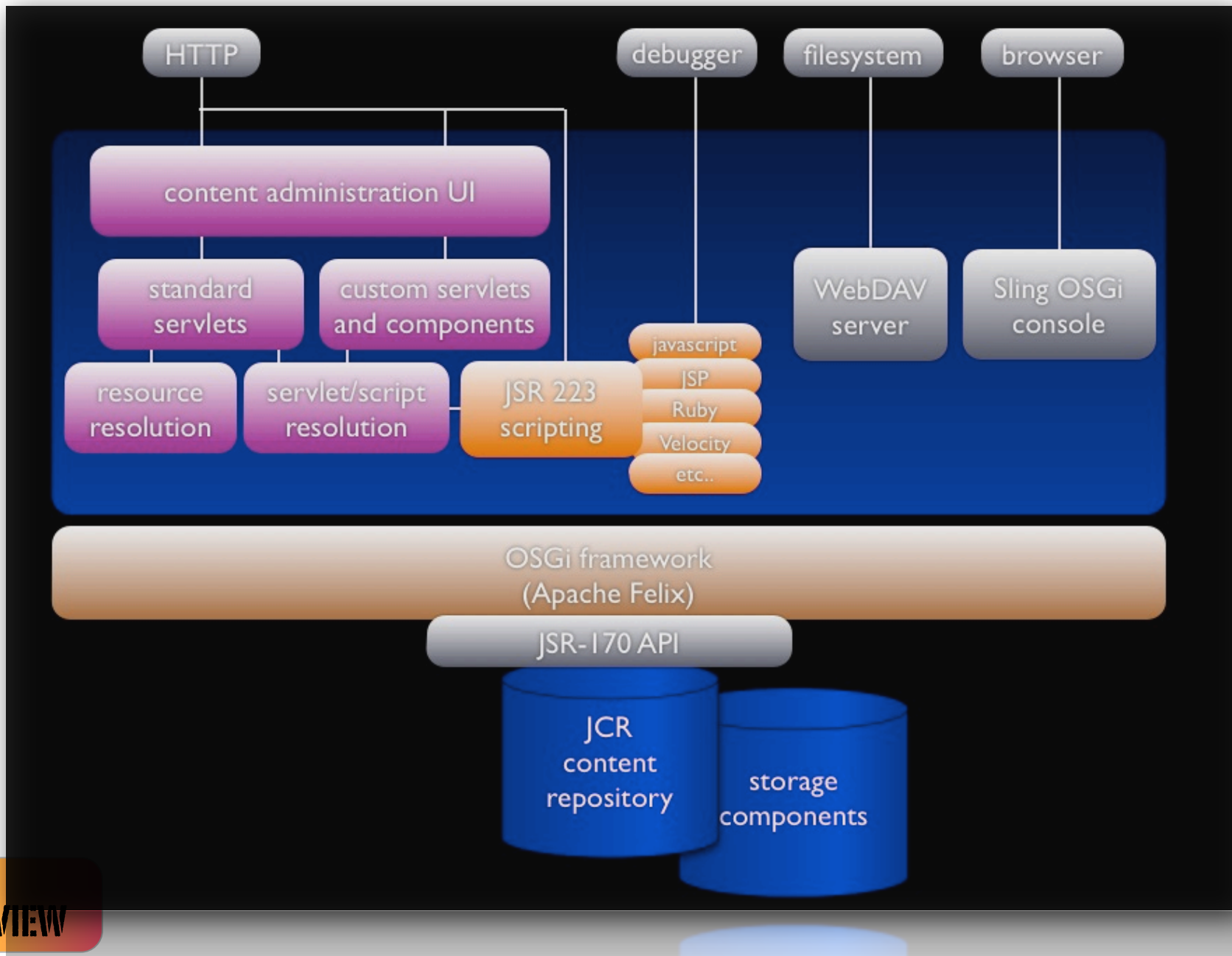


Jackrabbit



**CQ5 AND SLING  
OVERVIEW**

# CQ5 architecture overview



# content structures

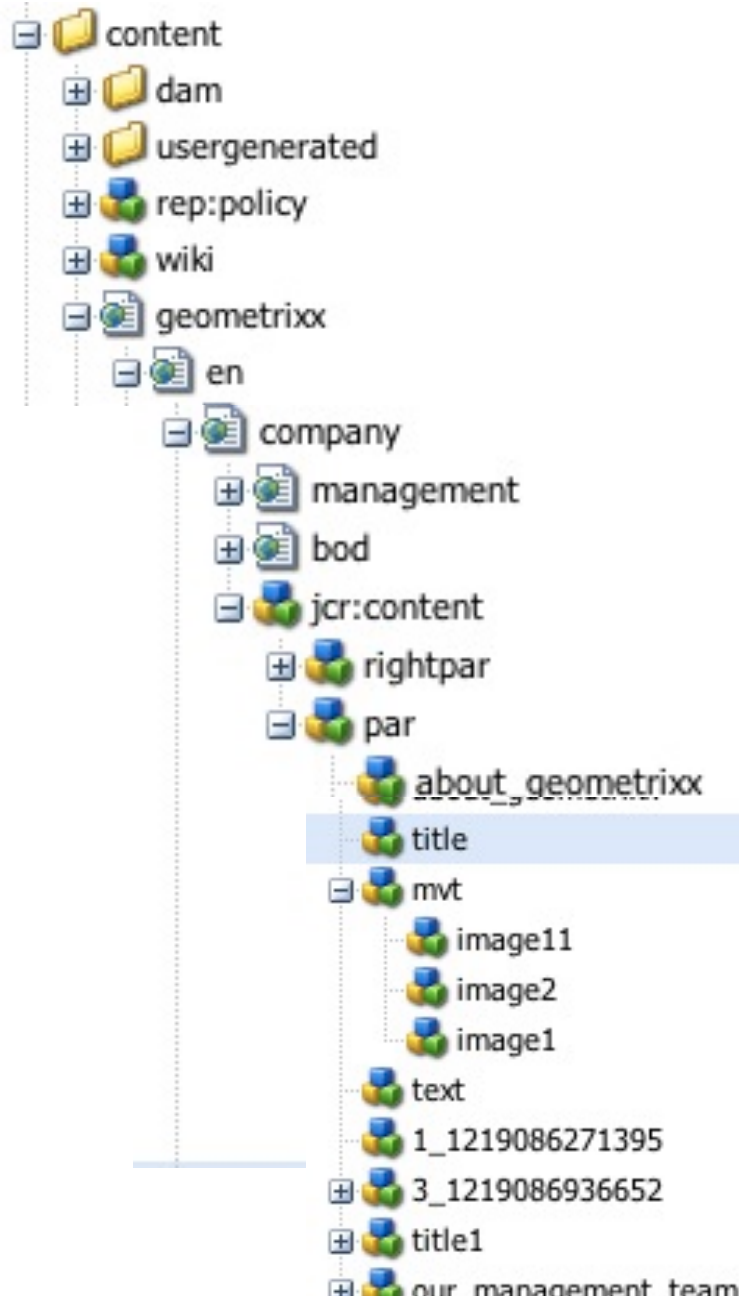
no database? No SQL?

everything is content

JCR repository

**CO5 AND SLING  
OVERVIEW**

# geometrixx page content



/content

/geometrixx

/en

/company

/jcr:content

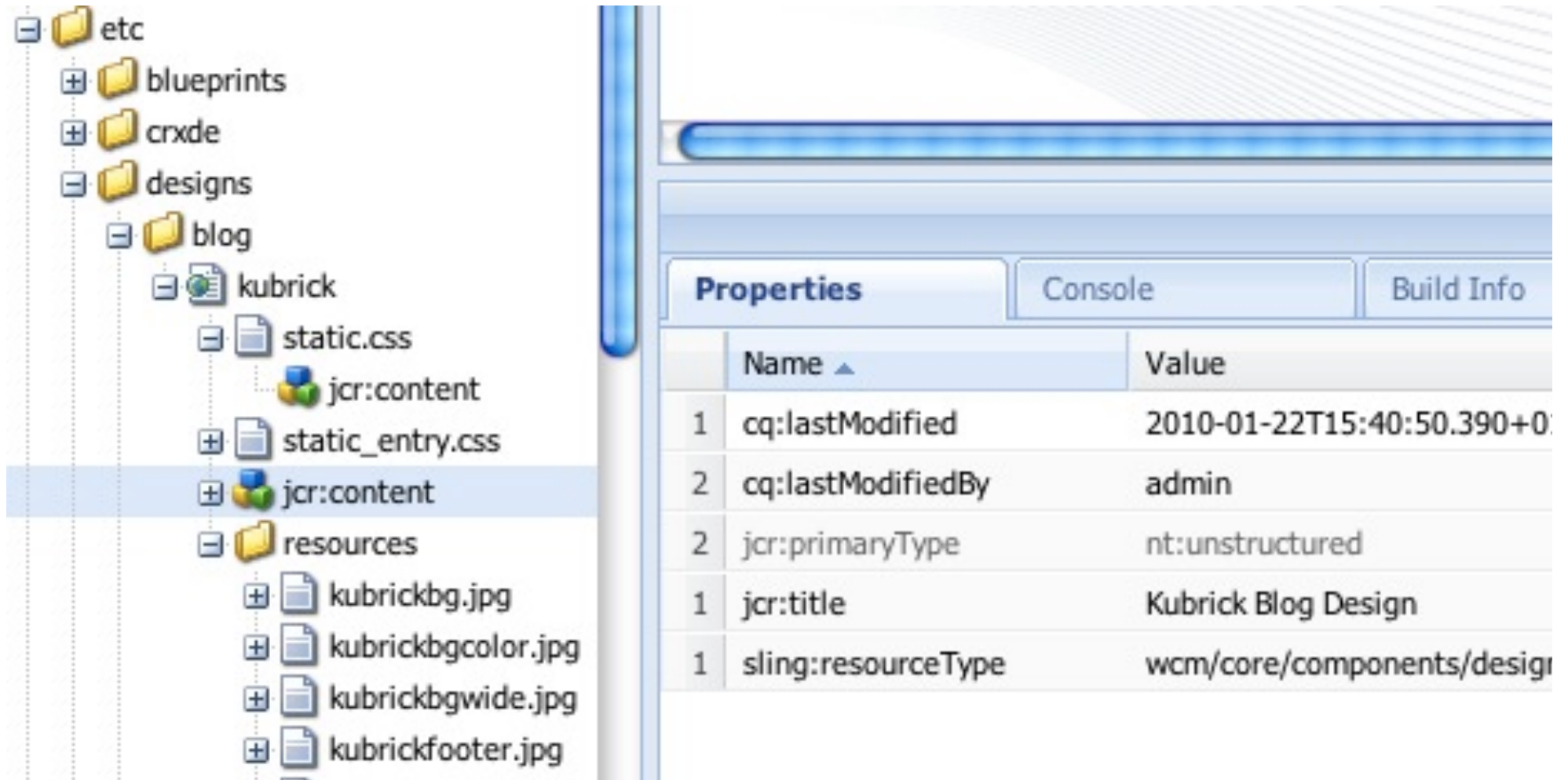
/par

/title

The screenshot shows a Properties panel with a table of metadata. The table has two columns: Name and Value. The data is as follows:

Name	Value
jcr:primaryType	nt:unstructured
jcr:title	About Geometrixx
sling:resourceType	foundation/components/title
type	small

# blog design content



The image shows a file explorer window on the left and a properties window on the right. The file explorer displays a directory structure:

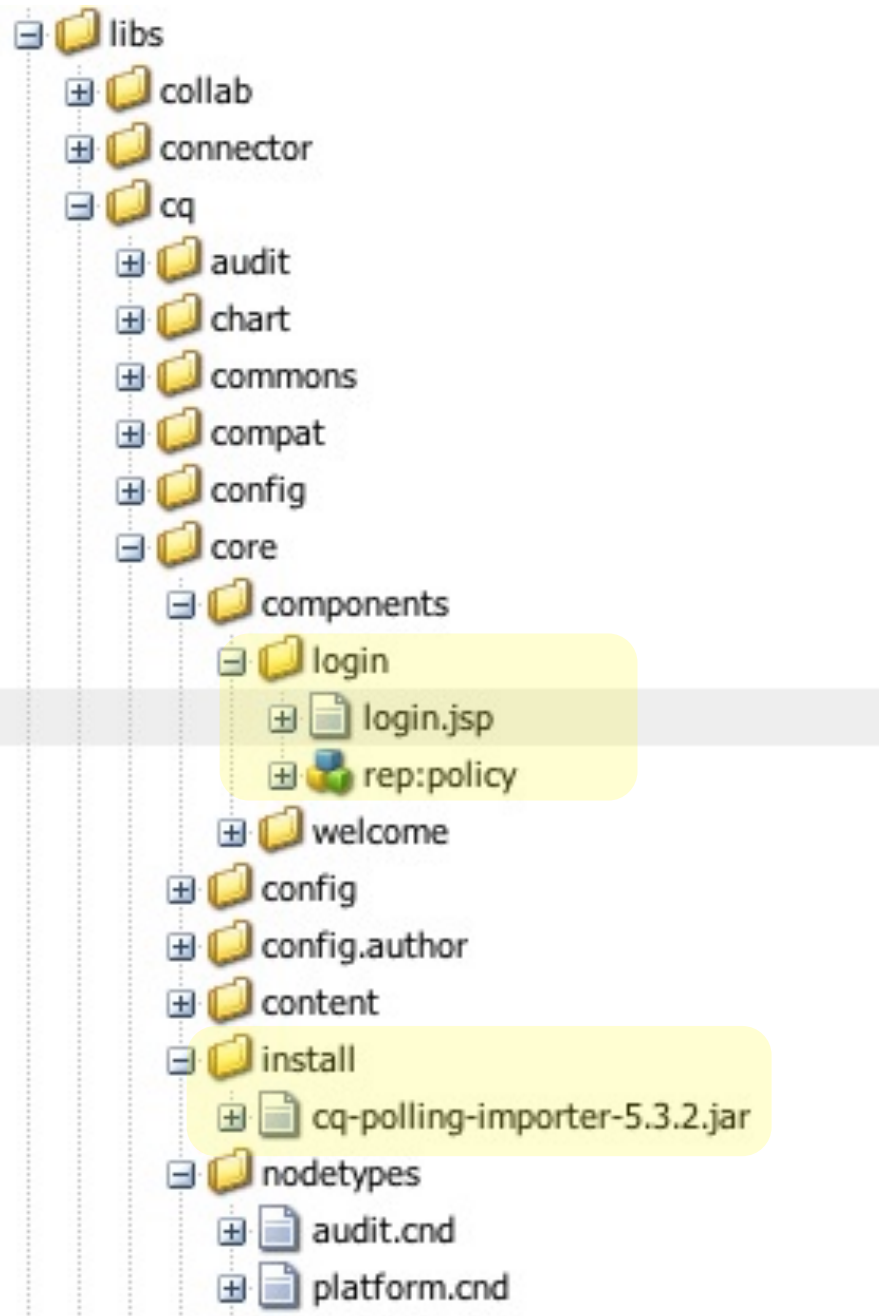
- etc
  - blueprints
  - crxde
  - designs
    - blog
      - kubrick
        - static.css
        - jcr:content
        - static\_entry.css
        - jcr:content**
        - resources
          - kubrickbg.jpg
          - kubrickbgcolor.jpg
          - kubrickbgwide.jpg
          - kubrickfooter.jpg

The properties window on the right shows the following data:

Properties		
Console		
Build Info		
	Name ▲	Value
1	cq:lastModified	2010-01-22T15:40:50.390+0
2	cq:lastModifiedBy	admin
2	jcr:primaryType	nt:unstructured
1	jcr:title	Kubrick Blog Design
1	sling:resourceType	wcm/core/components/design

/etc/designs/blog/kubrick/jcr:content

# code content!



/libs

/cq

/code

/install

/xyz.jar



# more info?

[www.adobe.com/go/aem](http://www.adobe.com/go/aem)

[sling.apache.org](http://sling.apache.org)

[jackrabbit.apache.org](http://jackrabbit.apache.org)

[felix.apache.org](http://felix.apache.org)

[slideshare.net/bdelacretaz](http://slideshare.net/bdelacretaz)

